

The Home Page

Introduction

This is the first page you see once you've logged in to DAWN AC. It allows you to access the six core modules of DAWN numbered in red –Patient View, List View, Diary, Message Centre, Reports and Settings (covered in another User Guide)

4S Dawn Clinical Software & Internet Applications. - Windows Internet Explorer

Close all tabs System menu Patient search

DAWN CLINICAL FRAMEWORK 7.9

Mon 18/11/2013
Version 7.9.28 (1291)

Anticoagulation

1 Patient view
Add, edit or dose a patient

2 List view / Daily routines
Attendance and non-attendance

3 Diary
Consult the diary

4 Message center
Manage messages and pass messages by phone

5 Reports
Custom reports

6 Settings
Modify your personal settings

Current location for printing -No locations available-

Database name	Database size	Last Database backup	Log size (MB)
DawnAC	4616 MB	Nov 17 2013	2912.9375

Patient Licenses	Active Patients	Unused Licenses
3400	2093	1307

No of Patients with	Induction	Maintenance	Explanation
Active Treatment Plans	0	1579	Patients on Treatment Now
Missed Tests	0	68	Needs rescheduling
No next test date		15	Needs scheduling
No INR today 18/11/2013	0	27	Awaiting result / yet to attend
No dose today 18/11/2013	0	3	Needs Dose Instruction

Messages	Explanation	Interface	Email	Fax	Mail	Total
Pending Messages	Waiting to be sent	0	0	0	6	6
Undeliverable Messages	Failed to be sent	0	73	70	3	146


Outbound Interface Status
Stopped


The tallies here show number of patients on Active Treatment Plans, Missed Tests, No Next test date, No INR today and No dose today.

The tallies here shows you when the last database backups was taken and how may active patients you have remaining.

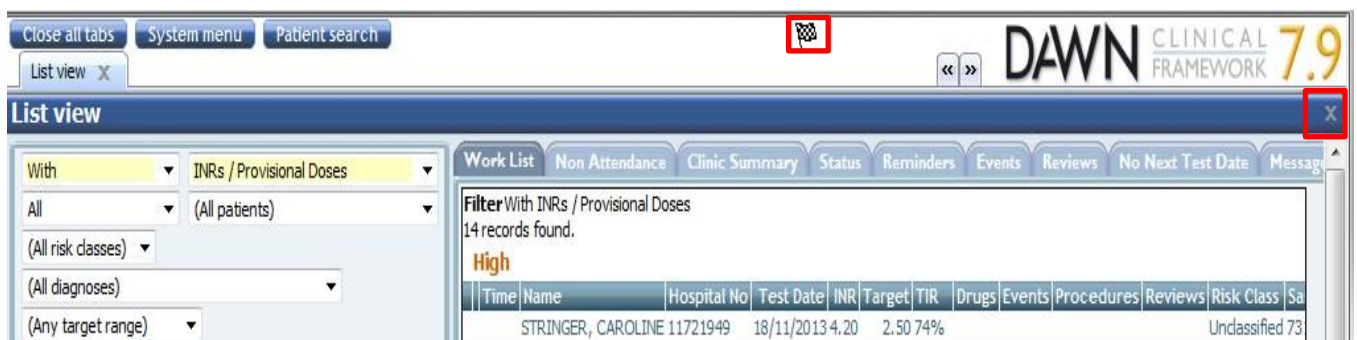
How to navigate around DAWN system

There are several ways of navigating through the different screens within DAWN.

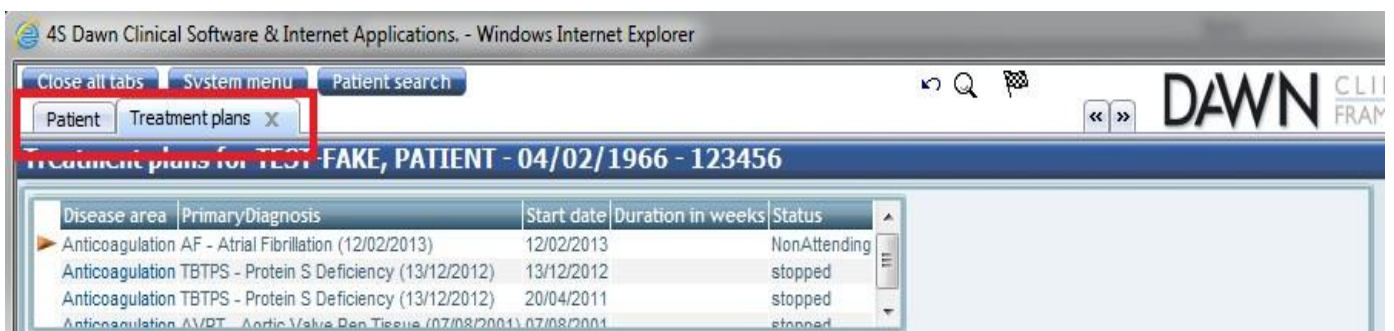
To log out of the system, please click on  icon.



To close individual screens within DAWN, please use the click on  icon.



To view any previous pages you have visited; please use the Tabs list on the left of the screen.



For additional menu on the DAWN Home menu , choose the **F5** key on your keyboard, or click “System Menu” tab at the top left of the screen.



To search for a patient from anywhere on DAWN system, click “**Patient Search**” tab at the top left of the screen.

